

Pulls, push bars and plates

Decorative pulls

8312

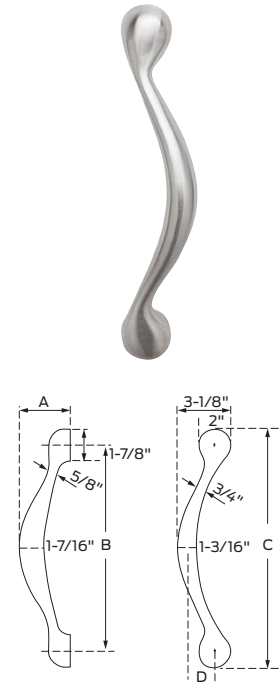
Plymouth offset solid door pull

Specifications

Available sizes	12"; 1 7/16" Max grip diameter
Material substrate	Made from brass or stainless steel (304 Series)
Mounting hardware	<ul style="list-style-type: none"> Heavy duty mounting hardware exceeds industry standards 3/8"-16 mounting hardware Specify door thickness <ul style="list-style-type: none"> Standard mounting hardware for door thickness of 1 1/2" to 1 3/4" unless otherwise specified Accessory package available for 2" and 2 1/4" thick doors Comes standard with through bolt screws and decorative washers Optional mounting hardware available (see general information section for details) A, F, I, L, N, O, P, Q, X Mounting hardware for other door thicknesses are available as engineering special, consult customer service
Certifications	Meets ANSI/BHMA 156.06

Dimensions

Product number	Projection "A"	Clearance	Offset "D"	Center to center "B"	Overall length "C"
8312-2	3"	1 9/16"	1 1/2"	12"	14"



8320

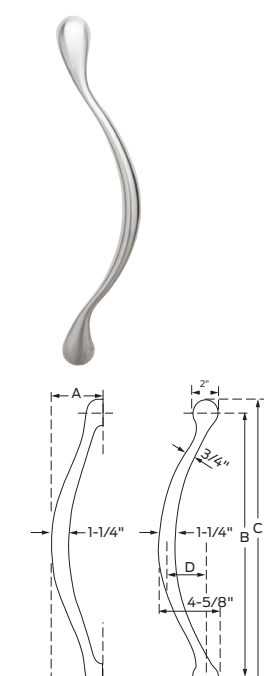
Plymouth offset solid door pull

Specifications

Available sizes	12"; 1 7/16" Max grip diameter
Material substrate	Made from brass or stainless steel (304 Series)
Mounting hardware	<ul style="list-style-type: none"> Heavy duty mounting hardware exceeds industry standards 3/8"-16 mounting hardware Specify door thickness <ul style="list-style-type: none"> Standard mounting hardware for door thickness of 1 1/2" to 1 3/4" unless otherwise specified Accessory package available for 2" and 2 1/4" thick doors Comes standard with through bolt screws and decorative washers Optional mounting hardware available (see general information section for details) A, F, I, L, N, O, P, Q, X Mounting hardware for other door thicknesses are available as engineering special, consult customer service.
Certifications	Meets ANSI/BHMA 156.06

Dimensions

Product number	Projection "A"	Clearance	Offset "D"	Center to center "B"	Overall length "C"
8320-20	3 7/8"	2 5/8"	2 7/8"	20"	22"



Additional information (8312 and 8320 models)

- Specify PR when ordering a set of pulls for back to back mounting
- For one back to back machined pull, specify NSGL or QSG (glass doors)
- Custom lengths are available as engineering special, consult customer service

8312 and 8320 Finishes

BHMA	Description	Substrate	Finish
605	Bright Brass	Brass	US3
613	Oil Rubbed Bronze	Brass	US10B
619	Satin Nickel	Brass	US15
625	Bright Chrome	Brass	US26
626	Satin Chrome	Brass	US26D
630	Satin Stainless	Stainless steel	US32D
631	Matte Black	Stainless steel	BLK

Note: For other colors, consult factory.

Introduction
Table of contents
Hinges and pivots
Pulls, push bars and plates
Flush bolts, strikes and coordinators
Latches, catches and bolts
Door stops, holders and silencers
Exterior hardware
Miscellaneous hardware

Pulls, push bars and plates

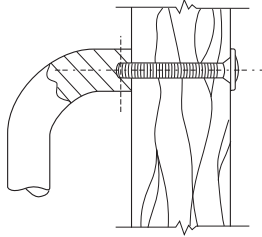
Architectural, decorative, long door pulls, push bars and plates

Mounting hardware

Mounting sizes

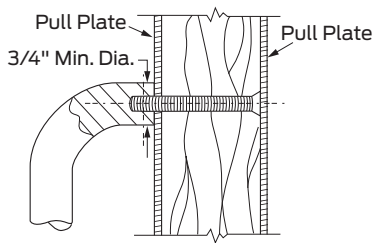
- All mounting hardware is for standard 1 3/4" door.
- Optional mounting hardware for 2" and 2 1/4" doors for many pulls. See pull detail for availability.
- Other mounting hardware sizes available as engineering special. Consult Customer Service.

Through bolt mounts



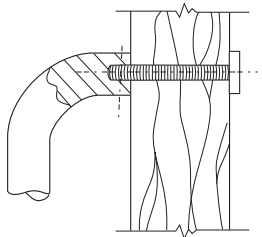
STD mount - Standard mount

- Through bolt mount with countersunk washers
- Hollow metal and wood door applications
- (2) 3/8-16 x 2 1/4" brass, flathead mounting screws, plated to match
- (2) 3/8-16 Countersunk washers, plated to match



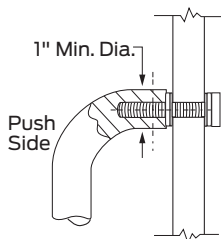
F mount - Countersunk holes

- Used with countersunk holes in doors
- Wood door applications
- (2) 2 1/4" steel flathead mounting screws, plated to match



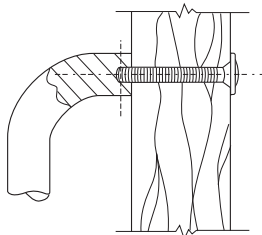
O mount - Decorative

- Decorative through bolt mount
- Hollow metal and wood door applications
- (2) 3/8-16 x 2 1/4" Decorative mounting bolts - machine screw, plated to match



Q mount - Decorative, glass doors

- Decorative through bolt mount
- Glass door applications
- (2) Decorative mounting bolts - machine screw, plated to match
- (2) Metal and vinyl washers



X mount - Security

- Security through bolt mount with countersunk washers
- Hollow metal and wood door applications
- (2) Flathead security pin in socket mounting screws, plated to match
- (2) Countersunk washers, plated to match

Pulls, push bars and plates

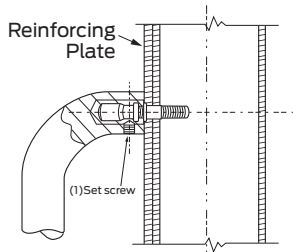
Architectural, decorative, long door pulls, push bars and plates

Mounting hardware

Mounting sizes

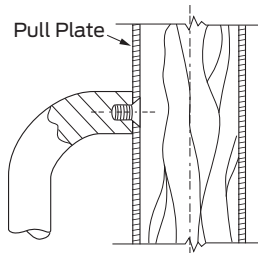
- All mounting hardware is for standard 1³/₄" door.
- Optional mounting hardware for 2" and 2¹/₄" doors for many pulls. See pull detail for availability.
- Other mounting hardware sizes available as engineering special. Consult Customer Service.

Concealed mounts



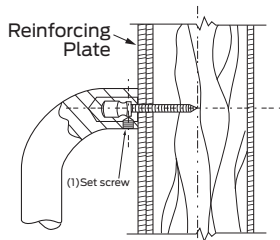
A mount - Aluminum doors

- Concealed mount
- Aluminum door applications
- (2) Mounting bolts - machine screw
- (2) Set screws
- Designed to be used with rivet nuts (not supplied)



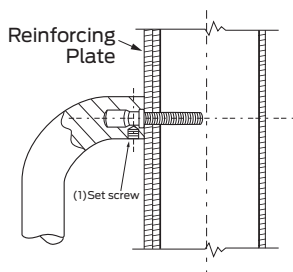
G mount - Pull plate

- Concealed mount with pull plate
- Hollow metal and wood door applications
- Pull mounts directly onto plate; plate is attached to door
- (2) 3/8" - 16 x 5/8" steel flathead mounting screws



I mount - Wood doors

- Concealed mount
- Wood door applications
- (2) Mounting bolts - wood screw
- (2) Set screws



L mount - Hollow metal doors

- Concealed mount
- Hollow metal door applications
- (2) Mounting bolts - machine screw
- (2) Set screws

Pulls, push bars and plates

Architectural, decorative, long door pulls, push bars and plates

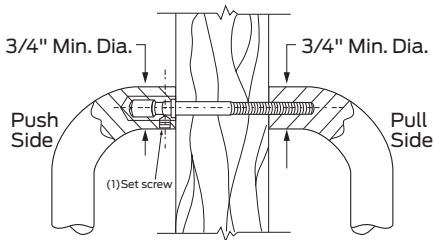
Mounting hardware

Mounting sizes

- All mounting hardware is for standard 1 3/4" door
- Optional mounting hardware for 2" and 2 1/4" doors for many pulls (see pull detail for availability)
- Other mounting hardware sizes available as engineering special (consult Customer Service)

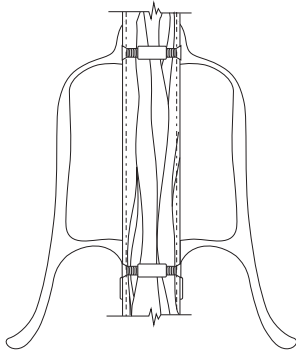
Back to back pull mounts

Specify the below back to back mounting options to receive a pair of the model specified (2).



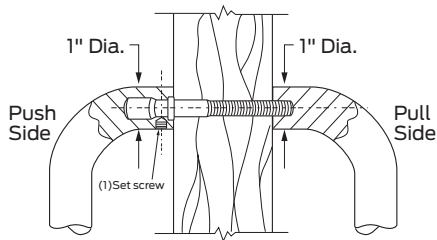
J mount - 8102 Pull only

- Back to back mounting - 5/16-18 hardware
- Hollow metal and wood door applications
- (2) Mounting bolts - machine screw
- (2) Set screws



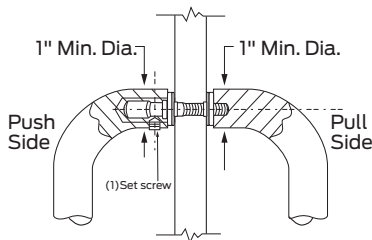
K mount - 8121 Pull only

- Back to back mounting - 8-32 hardware
- Hollow metal and wood door applications
- (8) Machine screws
- (4) Mounting sleeves



N mount

- Back to back mounting - 3/8-16 hardware
- Hollow metal and wood door applications
- (2) Mounting bolts - machine screw
- (2) Set screws



P mount - Glass doors

- Back to back mounting - 3/8-16 hardware
- Glass door applications
- (2) Mounting bolts - machine screw
- (2) Set screws
- (2) Metal and vinyl washers