

8111-5 Solid door pull

Sizes: 5 1/4"

Certifications

Meets ANSI A156.06

Mounting

- 1/4-20 mounting hardware
- Specify door thickness. Standard mounting hardware for door thickness of 1-1/2" to 1-3/4" unless otherwise specified. Optional package available for 2" and 2-1/4" thick doors.
- Comes Standard with thru-bolt screws and decorative washers.
- Optional mounting hardware available (see general information section for details) F, G
- Mounting hardware for other door thicknesses are available as engineering special, consult customer service.

Product number	Projection "A"	Clearance	Center to center "B"	Overall length "C"
8111-5	1-3/16"	1-3/16"	5-1/4"	6-1/4"

Finishes

- Available in Aluminum, Brass, and Stainless Steel substrates. See general information section for specific BHMA finish code, finish description, US finish code, and substrate information.
- Standard finishes available; 605, 606, 612, 613, 619, 625, 626, 626-AM, 628, 629, 630-AM, 643e/716, BLK
- Custom finishes are available as engineering special, consult customer service.

A
Hinges & pivots

B23
Pulls & plates

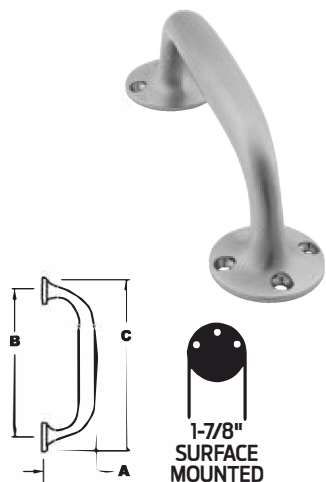
C
Flush bolts & coordinators

D
Latches, catches & bolts

E
Stops

F
Exterior hardware

G
Miscellaneous hardware



8112-5 Solid door pull

Sizes: 5-1/4"

Certifications

Meets ANSI A156.06

Mounting

- 8 x 1" wood screws
- Surface mount only

Product number	Projection "A"	Clearance	Center to center "B"	Overall length "C"
8112-5	2-13/16"	1-7/16"	5-5/8"	7-1/2"

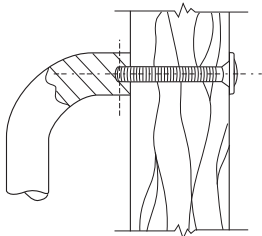
Finishes

- Available in Brass substrate. See general information section for specific BHMA finish code, finish description, US finish code, and substrate information.
- Standard finishes available; 626, 626-AM
- Custom finishes are available as engineering special, consult customer service.

Mounting sizes

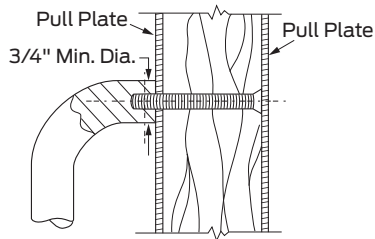
- All mounting hardware is for standard 1-3/4" door.
- Optional mounting hardware for 2" and 2-1/4" doors for many pulls. See pull detail for availability.
- Other mounting hardware sizes available as engineering special. Consult Customer Service.

Thru-bolt mounts



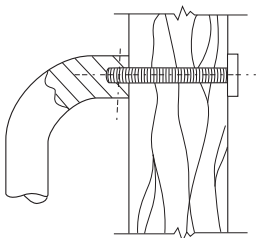
Standard mount

- Standard thru-bolt mount with countersunk washers
 - Hollow metal and wood door applications
- (2) Flat head mounting screws, plated to match
- (2) Countersunk washers, plated to match



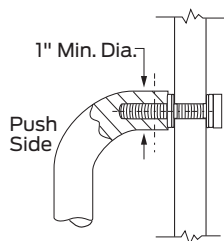
F Mount - Countersunk holes

- Used with countersunk holes in doors
 - Wood door applications
- (2) Flat head mounting screws, plated to match



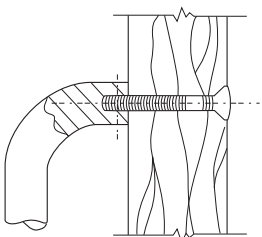
O Mount - Decorative

- Decorative thru-bolt mount
 - Hollow metal and wood door applications
- (2) Decorative mounting bolts - machine screw, plated to match



Q Mount - Decorative, glass doors

- Decorative thru-bolt mount
 - Glass door applications
- (2) Decorative mounting bolts - machine screw, plated to match
- (2) Metal and vinyl washers



X Mount - Security

- Security thru-bolt mount with countersunk washers
 - Hollow metal and wood door applications
- (2) Flat head security pin in socket mounting screws, plated to match
- (2) Countersunk washers, plated to match

Hinges & pivots
A

Pulls & plates
B5

Flush bolts & coordinators
C

Latches, catches & bolts
D

Stops
E

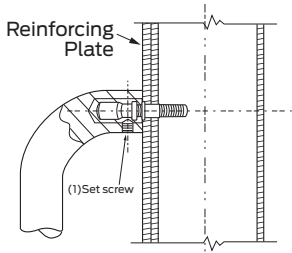
Exterior hardware
F

Miscellaneous hardware
G

Mounting sizes

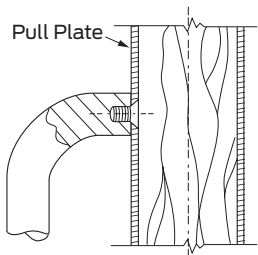
- All mounting hardware is for standard 1-3/4" door.
- Optional mounting hardware for 2" and 2-1/4" doors for many pulls. See pull detail for availability.
- Other mounting hardware sizes available as engineering special. Consult Customer Service.

Concealed mounts



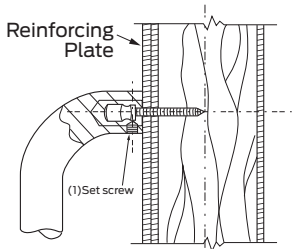
A Mount - Aluminum doors

- Concealed mount
 - Aluminum door applications
- (2) Mounting bolts - machine screw
- (2) Set screws
- Designed to be used with rivet nuts. Not supplied.



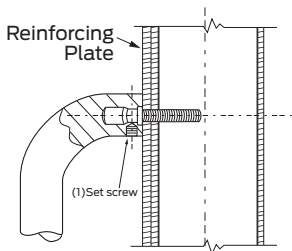
G Mount - Pull plate

- Concealed mount with pull plate
 - Hollow metal and wood door applications
- Pull mounts directly onto plate, Plate is attached to door
- (2) Flat head mounting screws



I Mount - Wood doors

- Concealed mount
 - Wood door applications
- (2) Mounting bolts - machine screw
- (2) Set screws



L Mount - Hollow metal doors

- Concealed mount
 - Hollow metal door applications
- (2) Mounting bolts - machine screw
- (2) Set screws