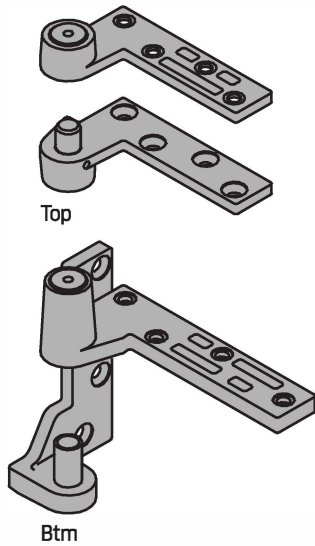


7215 3/4" Offset pivot, 500lb with top header mount
7215F 3/4" Offset pivot, 500lb with top header mount, fire rated



- Maximum door load 500 pounds
- Recommended for use with 1-3/4" minimum door thickness, with 1/8" bevel in 2"
- Vertical adjustment range 3/16", with positive locking
- Handed LH or RH
- 7215 Set (7215 Top and 7215 Btm)
- 7215 Top (7212-7215-7222-7226-7227 Top), header mount
- 7215 Btm (7215 Btm), jamb mount
- 7215F Set (7215F Top and 7215F Btm)
- 7215F Top (7215F-7226F-7227F Top), header mount
- 7215F Btm (7215F Btm), jamb mount
- Optional WP resistant bottom pivot is modified for improved corrosion resistance Available in US26D (626) or US32D (630) only

Certifications

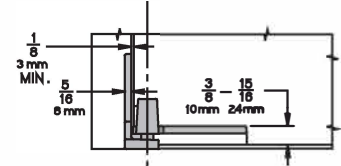
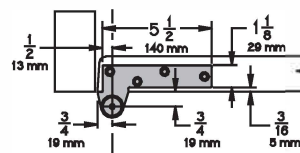
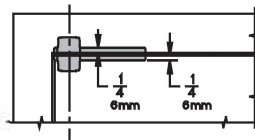
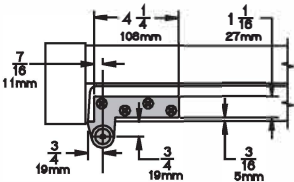
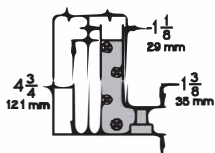
- Meets ANSI/BHMA A156.4 C07131
- 7215 - UL Listed, 20 minute fire doors
- 7215F - UL Listed, 3 hour fire doors

Material substrate

- 7215 - Made from cast brass
- 7215F - Made from 304 series stainless steel

Available accessory items

- Use 7215 INT (7215-7226-7227) Intermediate Pivot (handed) as needed. See General Information for specifics on how many intermediate pivots are recommended.
- Use 7215F INT (7215F-7226F-7227F) Intermediate Pivot (handed) as needed. See General Information for specifics on how many intermediate pivots are recommended.
- For electrical applications, use 7215PT INT (7215-7226-7227 PT INT) Power Transfer Intermediate pivot. For additional electrical wiring applications, consult product support.



7215 Finishes

BHMA	Description	Substrate	Finish
605	Bright brass	Brass	US3
606	Satin brass	Brass	US4
610	Satin bronze	Brass	US10
613	Oil rubbed bronze	Brass	US10B
619	Satin nickel	Brass	US15
622	Matte black	Brass	BLK
625	Bright chrome	Brass	625
626	Satin chrome	Brass	626
---	Aged bronze	Brass	643e/716
689	Aluminum painted	Brass	SP28
691	Bronze painted	Brass	SP10
695	Dark bronze painted	Brass	SP313
706	Brass painted	Brass	SP4

7215F Finishes

BHMA	Description	Substrate	Finish
629	Bright stainless	Stainless steel	US32
630	Satin stainless	Stainless steel	US32D
631	Matte black	Stainless steel	BLK
632	Bright brass	Stainless steel	US3
639	Satin bronze	Stainless steel	US10
---	Aged bronze	Stainless steel	643e/716
689	Aluminum painted	Stainless steel	SP28
691	Bronze painted	Stainless steel	SP10
695	Dark bronze painted	Stainless steel	SP313
706	Brass painted	Stainless steel	SP4

For other colors, consult factory.